



Intelli-Lube™

Remote Mounting Kit | Installation Guide



Required tools for installation

- Adjustable pliers or wrenches x 2
- Allen key (5/16")
- Hose cutter
- Grease gun

Product information

Find additional information and resources for your lubrication system.

info.dodgeindustrial.com/intelli-lube



User guides

Access easy, step-by-step instructions for the setup and operation of your lubrication system.

iiot-dodgeindustrial.swipecode.com



Professional field services

Ensure your solutions are implemented correctly with Dodge experts and optimize your operations with OPTIFY™.

+1 864 297 4800 | fieldservices@dodgeindustrial.com

Technical support

The Dodge® Application Engineering team is available for additional technical product assistance.

+1 864 284 5700 ext. 1

engineering@support.dodgeindustrial.com

Preparing the equipment for remote mounting



Mount beam clamps to frame or cage hangers to guarding.



Use included bolts to attach bracket to beam clamps or cage hangers.



Fit reducers, extensions, and angles to the asset as applicable.




Measure and cut the hose to the appropriate length, then install a hose end to the asset.



Install the lubricator(s).



Attach hose to bracket, open valve, and prefill with grease prior to installing the cartridge.



Protect hose from damage (e.g. vibration, sharp edges).



Mark the lubricator cover(s) with the appropriate information as needed.

Tip

Standard protection cover must be **removed** when using any of the full size protection caps.



Intelli-Lube mounting kit options




Mounting Kit: 750395
Beam clamp, 1-point
Heavy-duty, Stainless-steel
with 10 ft (3 m) hose



Mounting Kit: 750396
Beam clamp, 2-point
Heavy-duty, Stainless-steel
with 20 ft (6 m) hose



Mounting Kit: 750399
Beam clamp, 1-point (500cc)
Heavy-duty, Stainless-steel
with 10 ft (3 m) hose



Adapter Kit: 750401
Heavy-duty adapter kit with
connections for remote mount
to split-tapered Dodge products



Mounting Kit: 750397
Cage hanger, 1-point
Heavy-duty, Stainless-steel
with 10 ft (3 m) hose



Mounting Kit: 750398
Cage hanger, 2-point
Heavy-duty, Stainless-steel
with 20 ft (6 m) hose



Mounting Kit: 750400
Cage hanger, 1-point (500cc)
Heavy-duty, Stainless-steel
with 10 ft (3 m) hose

A. Bracket includes:

1. Support flange
2. Protection cap

Heavy-duty, stainless steel brackets can be easily attached to guarding or structure using available mounting options.

B. Mounting options

Easy-to-use mounting options. Choose from beam clamps or cage hangers to fit your specific application.

C. Purge connection with manual valve (1/4" NPT)

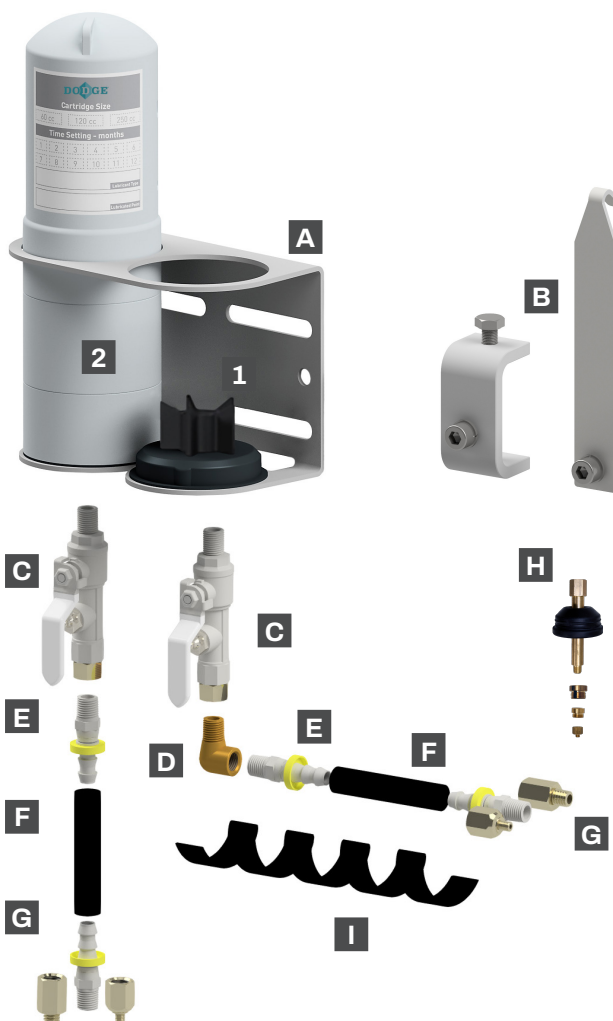
Used for convenient additions of supplementary grease, line purging, and grease blockage clearing.

D. Angle 90° (1/4" NPT male x 1/4" NPT female)

Optional use. One angle included per lubrication point.

E. Hose connector (1/4" NPT male)

For hose iD 3/8 push-lock (stainless steel). Two included per lubrication point.



F. Heavy-duty hose

Supplied with iD 3/8 and easy-to-use push-lock type swivel hose ends. Hose 10ft (3m)/20ft (6m) per lubrication point is included, other lengths upon request.

G. Reducing adapter and accessories

Two reducers 1/8" NPT and 1/4-28 UNF included for each lubrication point.

H. Split-cap tapered adapter kit

Adapter kit is available to connect remote mount kit to Dodge split-cap tapered products (Type EXL, TAF, Double Interlock, Type K, Special Duty, Type C). Use Dodge part number 750401.

I. Hose spiral guard

Use to bundle hoses in multipoint kits.